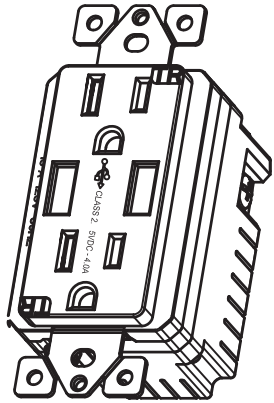


48-0204-WH

Décor Duplex 4.0 A USB Charger
with 15A/125V Tamper Resistant Outlet



◆ SPECIFICATION

Receptacle Rating..... 15 Amp, 125VAC
 USB Rating.....Two USB ports with total 4 Amp, 5VDC
 Wire Terminals.....#14-#10 AWG
 Operating Temperature..... -4 to 140°F (-20 to 60°C)
 USB Compatibility.... USB 1.1/2.0/3.0 devices, including Apple products
 Strip Length.....0.5inch (back wire holes) , 1inch (screw terminal)

◆ FEATURES

- 2 USB ports with a super high-current power of 4 Amp, 5VDC
- Charge most compatible electrical device directly without an adapter
- Tamper-Resistant Shutters provide compliance with 2011 NEC Code
- Replace a standard duplex receptacle
- Back and side wire for easy installation
- ETL Listed and FCC Approved.

◆ DESCRIPTION

The 48-0204-WH USB Charger/Tamper-Resistant Receptacle offers two USB charging ports and duplex Tamper-Resistant Receptacles. This 48-0204-WH is able to charge any current electronic devices simultaneously, including smart phones, tablets, e-readers, cameras and MP3 players. What's more, it has the capability to charge new device required higher current rating in the future. All you will need is a USB cable to connect to one of the two USB ports.

◆ INSTALLATION

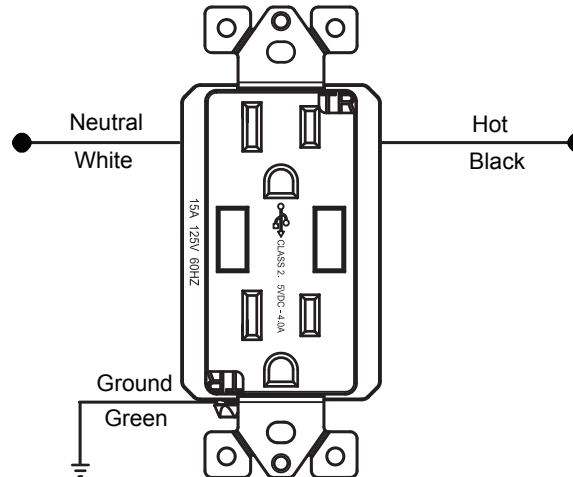
WARNING : To avoid fire, shock, or death. Turn off power at circuit breaker or fuse and test that power is off before wiring.

To be installed and/or used in accordance with appropriate electrical codes and regulations.

If you are unsure or uncomfortable about performing the installation, please consult a qualified electrician.

1. For retrofit applications, remove wall plate and mounting screws.
2. Carefully remove the existing receptacle from the box.
3. Disconnect the wiring from the old receptacle.
4. Connect the 48-0204-WH per wiring diagram: black lead to hot wire, white lead to neutral wire, green lead to ground wire.
5. Tighten every screws and no bare conductors are exposed, 9-12 pound· inch (1.0-1.4 N·m) of torque.
6. Insert the 48-0204-WH into the wall box carefully, which size will be 3-3/4"×2-1/4"×3-3/16" Deep or 20.3 cu-in.
7. Mount the 48-0204-WH in wall box with screws provided and mount wall plate.
8. Restore power at circuit breaker, installation is complete.

Wiring Diagram

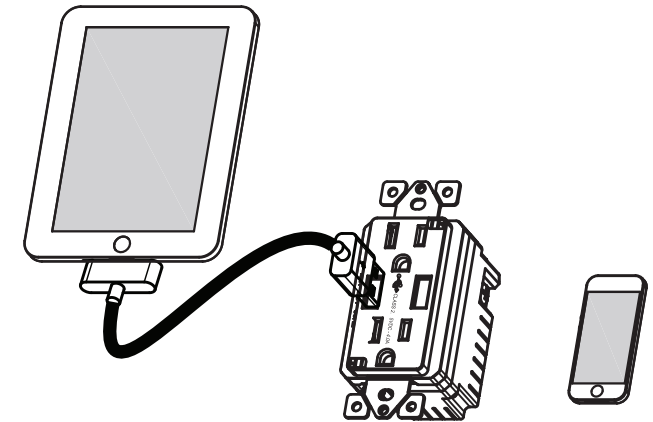


◆ COMPATIBILITY

The 48-0204-WH USB Charger/Tamper-Resistant Receptacle is compatible with a wide range of electronic devices including, but not limited to, the following:

- | | |
|-------------------------------|---------------------------------|
| - iPad® | - iPhone® |
| - iPad® Mini | - iPod® |
| - Tablets | - GPS |
| - Mobile Phones | - Galaxy Tab™ |
| - Blackberry®, Android Phones | - Bluetooth™ Headsets |
| - Windows® Phone by HTC | - Digital Cameras |
| - Kindle™, Nook e-reader | - Other USB compatible products |

If the devices combined power requirements exceed the power capacity of the USB Ports, the charger will automatically shut down to protect your devices.



Charges most USB powered devices

◆ WARRANTY INFORMATION

DataComm Electronics warrants, to the original purchaser, that any this product will be free of any defects in materials and workmanship for a period of 2 years from the original date of purchase, under normal conditions of use.

Warranty voided on items that have been damaged due to accident, altered in any way, tampered with, or have been used in any manner for which the product was not originally intended.

Should this product, in DataComm Electronics' opinion, prove defective within this 2 year period, the product will be repaired or replaced without charge.

Products to be repaired or replaced under this warranty must be returned to DataComm Electronics with prior notification, original sales receipt and an assigned RMA number.